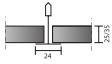


ECOPHON SAGA™ A

Ecophon Saga™ A has an exposed grid system with easily demountable tiles. Glass wool is added for a system with optimised sound absorption. Used in interior design of public and residential buildings, for a natural and warm look.



Ecophon Saga™ A



SYSTEM RANGE

Size, mm	600x600	600x600	600x600	1200x600	1200x600	1200x600	2400x600	2400x600	2400x600
T24	•	•		•	•				
Direct	•	•	•	•	•	•	•	•	•
Thickness (THK)	25	35	50	25	35	50	25	35	50
Inst. Diagr.	M573, M579 , M685, M700, M700C4	M573, M579 , M685, M700, M700C4	M685	M573, M579 , M685, M700, M700C4	M573, M579 , M685, M700, M700C4	M685	M685	M685	M685



Saga A panel



Saga A System



Saga A Section

TYPE OF APPLICATION

- Additional areas
- Education
- Healthcare
- Office

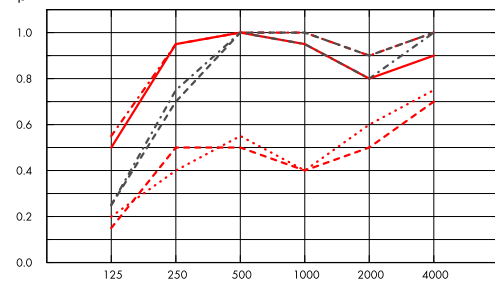


ACOUSTIC

Sound Absorption

Test results according to EN ISO 354. Classification according to EN ISO 11654, and the single value ratings for Noise Reduction Coefficient, NRC and Sound Absorption Average, SAA according to ASTM C 423.

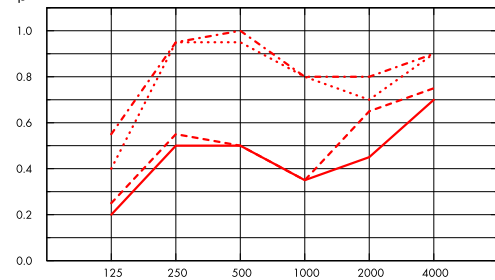
α_p , Practical sound absorption coefficient



Frequency
Hz

- Saga A 25mm Elegant, 200 mm o.d.s.
 - Saga A 25mm Elegant + Saga Acoustic, 200 mm o.d.s.
 - Saga A 25mm Elegant + TECH Slab, 65 mm o.d.s.
 - Saga A 35mm Elegant, 200 mm o.d.s.
 - Saga A 35mm Elegant + TECH Slab, 200 mm o.d.s.
 - Saga A 35mm Elegant + TECH Slab, 75 mm o.d.s.
- o.d.s = overall depth of system

α_p , Practical sound absorption coefficient



Frequency
Hz

- Saga A 25mm Normal, 200 mm o.d.s.
 - Saga A 25mm Normal + TECH Slab, 200 mm o.d.s.
 - Saga A 35mm Normal, 200 mm o.d.s.
 - Saga A 35mm Normal + TECH Slab, 200 mm o.d.s.
- o.d.s = overall depth of system

	THK mm	o.d.s. mm	α_p , Practical sound absorption coefficient						α_w	Sound absorption class
			125 Hz	250 Hz	500 Hz	1000 Hz	2000 Hz	4000 Hz		
Elegant 25mm	25	200	0.15	0.50	0.50	0.40	0.50	0.70	0.50	D
Elegant 25mm	25	25	0.05	0.10	0.20	0.45	0.75	0.55	0.30	D
Elegant 25mm + Saga Acoustic	65	200	0.50	0.95	1.00	0.95	0.80	0.90	0.90	A
Elegant 25mm + TECH Slab	65	200	0.50	0.90	1.00	1.00	0.80	0.95	0.90	A
Elegant 25mm + TECH Slab	65	65	0.25	0.75	1.00	0.95	0.80	1.00	0.90	A
Elegant 35mm	35	200	0.20	0.40	0.55	0.40	0.60	0.75	0.50	D
Elegant 35mm	35	35	0.10	0.15	0.30	0.55	0.70	0.70	0.35	D
Elegant 35mm + TECH Slab	75	200	0.55	0.95	1.00	1.00	0.90	1.00	1.00	A
Elegant 35mm + TECH Slab	75	75	0.25	0.70	1.00	1.00	0.90	1.00	0.95	A
Discreet 25mm	25	200	0.15	0.45	0.45	0.35	0.45	0.70	0.45	D
Discreet 25mm	25	25	0.05	0.10	0.20	0.50	0.70	0.60	0.30	D
Discreet 25mm + Saga Acoustic	65	200	0.45	0.95	0.95	0.85	0.65	0.85	0.75	C
Discreet 25mm + TECH Slab	65	200	0.40	0.95	0.95	0.80	0.65	0.85	0.75	C
Discreet 25mm + TECH Slab	65	65	0.25	0.75	1.00	0.80	0.65	0.85	0.75	C
Discreet 35mm	35	200	0.25	0.50	0.55	0.40	0.60	0.80	0.50	D
Discreet 35mm	35	35	0.10	0.15	0.35	0.75	0.65	0.75	0.40	D
Discreet 35mm + TECH Slab	75	200	0.55	0.95	1.00	0.90	0.85	1.00	0.90	A
Discreet 35mm + TECH Slab	75	75	0.25	0.80	1.00	0.85	0.85	1.00	0.90	A
Normal 25mm	25	200	0.20	0.50	0.50	0.35	0.45	0.70	0.45	D
Normal 25mm	25	25	0.05	0.10	0.30	0.50	0.65	0.60	0.35	D
Normal 25mm + TECH Slab	65	200	0.40	0.95	0.95	0.80	0.70	0.90	0.80	B
Normal 25mm + Saga Acoustic	65	200	0.35	0.95	0.95	0.80	0.70	0.90	0.80	B
Normal 35mm	35	200	0.25	0.55	0.50	0.35	0.65	0.75	0.45	D
Normal 35mm	35	35	0.05	0.15	0.35	0.75	0.60	0.80	0.40	D
Normal 35mm + TECH Slab	75	200	0.55	0.95	1.00	0.80	0.80	0.90	0.85	B
Normal 50mm	50	50	0.15	0.30	0.85	0.80	0.75	0.90	0.60	C

	THK mm	o.d.s. mm	NRC	SAA
Elegant 25mm	25	200	0.50	0.48
Elegant 25mm	25	25	0.40	0.37
Elegant 25mm + Saga Acoustic	65	200	0.95	0.92

INDOOR AIR QUALITY



Certificate / Label	Saga	Saga Acoustic	TECH Slab MT 3.1
Eurofins Indoor Air Comfort®	IAC Gold	IAC Gold	-
French VOC	A+	A+	A
Finnish M1	•		•



CARBON FOOTPRINT



Life-cycle stages A1 to C4 from EPD, in conformity with ISO 14025 / EN 15804

kg CO ₂ equiv/m ²	25 mm	35 mm	50 mm
Saga (white cement)	6,41	8,97	12,81
Saga (grey cement)	4,80	6,72	9,60
Saga (white cement) + Saga Acoustic	10,05	12,61	16,45
Saga (grey cement) + Saga Acoustic	8,44	10,36	13,24

CIRCULARITY



Products are made with FSC certified wood.





FIRE SAFETY

Country	Fire standard	Class
Europe	EN 13501-1	B-s1,d0



HUMIDITY RESISTANCE

Class C, relative humidity 95% and 30°C, according to EN 13964:2014



THERMAL PROPERTIES

Thermal conductivity $\lambda = 0,1$ W/m·K according to EN 12664.



VISUAL APPEARANCE

The visible surface with shredded wood gives a natural aesthetic available in three different textures. Light reflectance and nearest NCS colour sample for all the different colours can be found at Ecophon Colours and surfaces. Choosing the perfect colour for your wood wool panels is an important step. Our unpainted Ecophon Saga™ panels feature the natural variations found in real wood, which are part of its character and make it distinctive. Keep in mind that wood is a living material, so ensure that aesthetic meet your needs. Our Saga range also offers a wide selection of painted colours in any custom NCS or RAL colour code as well as a wide range of standard colours.



CLEANABILITY

Weekly dusting and vacuum cleaning.



MOULD AND BACTERIAL RESISTANCE

Standard/Method	
ISO 846 A	0
ISO 846 C	0



ACCESSIBILITY

Tiles suspended on T24 grids are demountable. Tiles directly mounted to the soffit are not demountable.



PACKAGING INFORMATION

Information is indicative and subject to change.

	Edge	Panels / crt	m ² / crt
600x600x25	A	80	28.80
600x600x35	A	60	21.60
600x600x50	A	40	14.40
1200x600x25	A	40	28.80
1200x600x35	A	30	21.60
1200x600x50	A	20	14.40
2400x600x25	A	40	57.60
2400x600x35	A	30	43.20
2400x600x50	A	20	28.80



SYSTEM WEIGHT

Weight information for panels only, per fiber size and panel thickness. Data is indicative and subject to variation.

kg/m ²	25 mm	35 mm	50 mm
Elegant	14.5	16.5	-
Discreet	14.0	16.0	-
Normal	13.5	15.5	19.0



MECHANICAL PROPERTIES

See table regarding the min- and max- load bearing capacities and functional demands. Additional live load has to be fixed to the soffit.



IMPACT RESISTANCE

Tested and classified according to EN 13964 annex D.

Thickness	M-sketch	Classification
25 (Elegant)	M579	2A
25 (Elegant)	M685	1A
35 (Elegant)	M685	1A



CE


Ecophon Saga products are CE-marked according to the European harmonized standard EN13964:2014 (suspended ceilings). CE marked construction products are covered by a Declaration of Performance (DOP) which enables customers and users to easily compare performance of products available on the European market.

COLOURS AND DESIGN


Saga



Natural




White



Cement Grey



Light Grey



Dark Grey



Glade



Lush



Sand




Mountain



Summer




Coastline



Lilac



Fog



Black



Custom Colour

Surface structure



Elegant

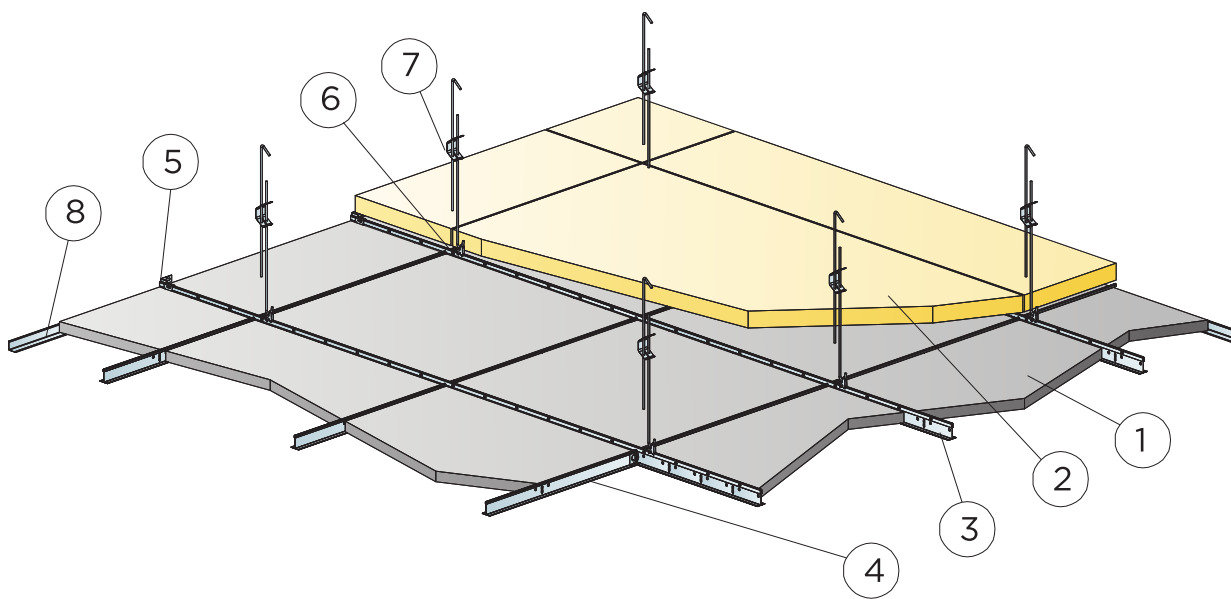


Discreet



Normal

HD Grid

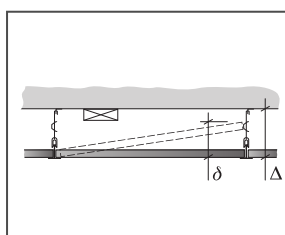


©Saint Gobain Ecophon AB

Installation diagram (M573) for Ecophon Saga A T24

Quantity specification (excl. wastage)

	Size, mm	
	600x600	1200x600
1 Saga A T24	2,8/m ²	1,4/m ²
2 Saga Acoustic or TECH Slab MT 3.1 (if required)	as required	as required
3 Connect T24 Main runner HD , installed at 600 mm centres (max. distance from wall 600 mm).	1,7m/m ²	1,7m/m ²
4 Connect T24 Cross tee, L=600 mm	1,7m/m ²	0,9m/m ²
5 Connect Wall Bracket, fixed at Main runner	2/suspended row of Main runner	
6 Connect Hanger Clip	1,4/m ²	1,4/m ²
7 Connect Adjustable hanger, installed at 1200 mm centres	1,4/m ²	1,4/m ²
8 Connect Angle trim, fixed at 300 mm centres	as required	as required
Δ Min. overall depth of system, with adjustable hanger: 100 mm		
δ Min. demounting depth: 170 mm		

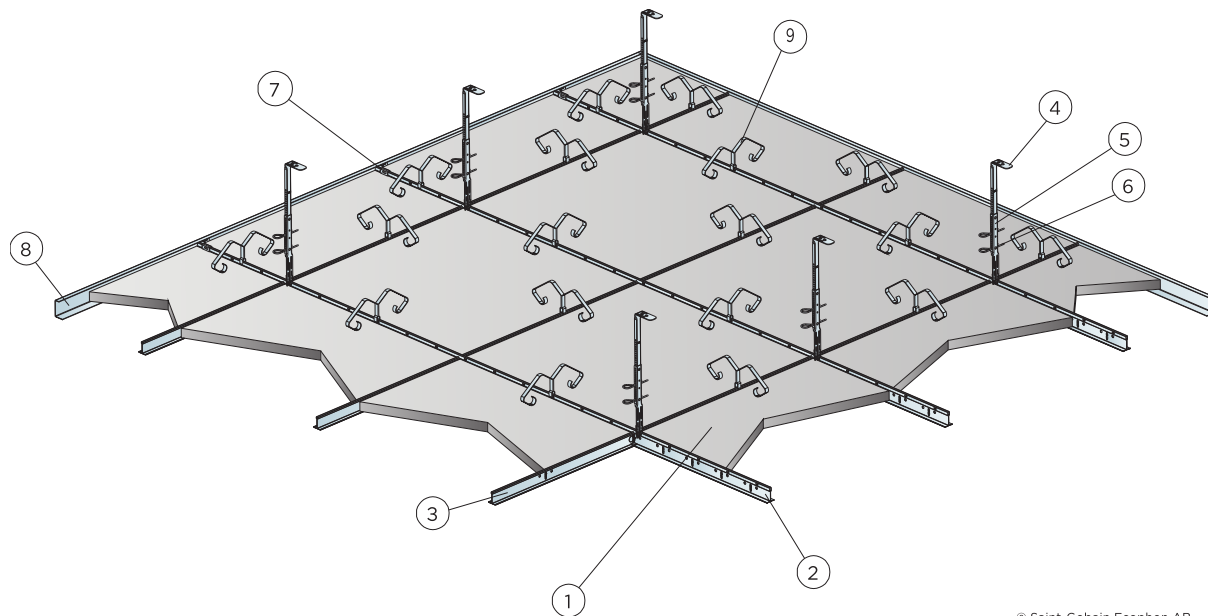


See Quantity specification

Size, mm	Max live load (N)	Min load bearing capacity (N)
600x600x25	20	160
600x600x35	20	160
1200x600x25	20	160
1200x600x35	20	160

Live load/load bearing capacity

HD Grid + Impact resistant

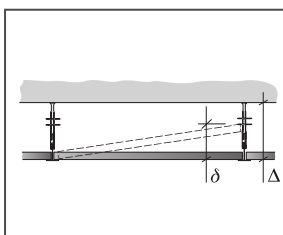


© Saint-Gobain Ecophon AB

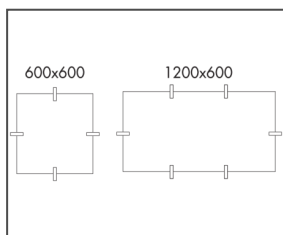
Installation diagram (M579) for Ecophon Saga A, impact resistant

Quantity specification (excl. wastage)

	Size, mm	
	600x600	1200x600
1 Saga A	2,8/m ²	1,4/m ²
2 Connect T24 Main runner HD , installed at 600 mm centres (max. distance from wall 600 mm).	1,7m/m ²	1,7m/m ²
3 Connect T24 Cross tee, L=600 mm	1,7m/m ²	0,9m/m ²
4 Connect Nonius hanger upper, installed at 1200 mm centres	1,4/m ²	1,4/m ²
5 Connect Nonius Hanger Lower, installed with spacing 1200 mm	1,4/m ²	1,4/m ²
6 Connect Split pin (2/hanger)	2,8/m ²	2,8/m ²
7 Connect Wall Bracket, fixed at Main runner	2/suspended row of Main runner	
8 Connect Channel trim, fixed at 300 mm centres.	as required	as required
9 Euroclip	5,6/m ²	4,2/m ²
Δ Min. overall depth of system: Δ 230 mm		
δ Min. demounting depth: 170 mm		



See Quantity specification

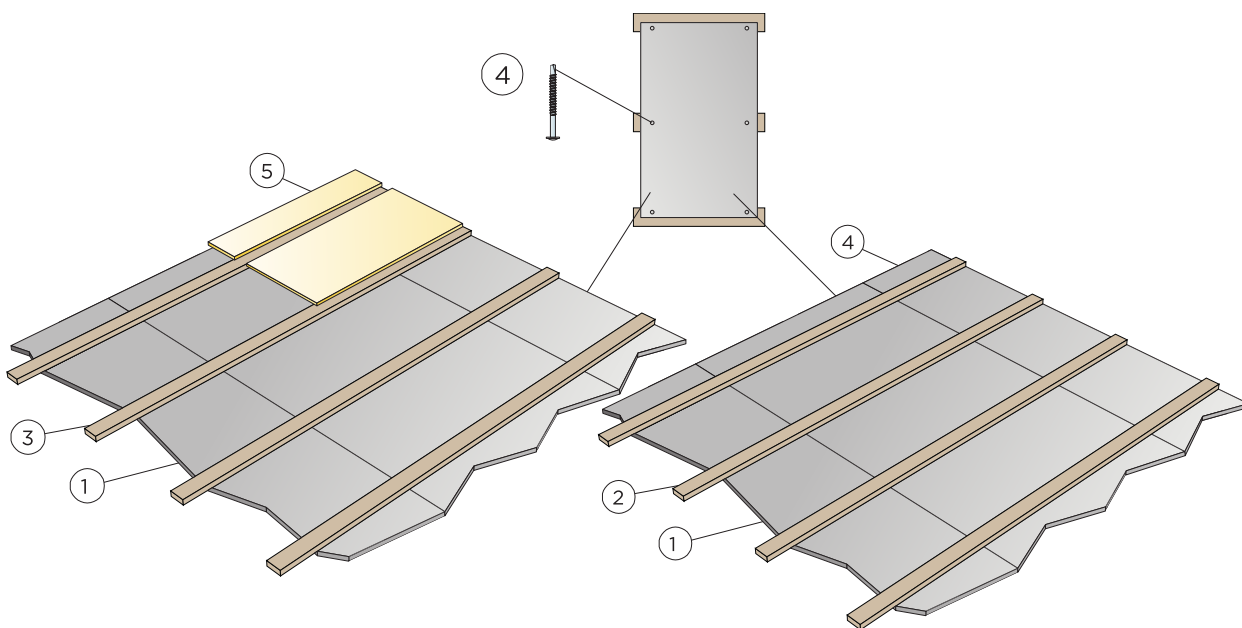


Arrangement of clips

Size, mm	Max live load (N)	Min load bearing capacity (N)
600x600x25	0	160
600x600x35	0	160
1200x600x25	0	160
1200x600x35	0	160

Live load/load bearing capacity

Ceiling installation



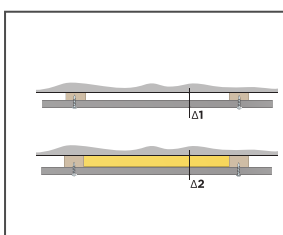
© Saint-Gobain Ecophon AB

Installation diagram (M685) for Ecophon Saga A Direct fixing

Quantity specification (excl. wastage)

	Size, mm		
	600x600	1200x600	2400x600
1 Saga A (Elegant only for impact resistance)	2,8/m ²	1,4/m ²	0,7/m ²
2 Mounting wood laths 28x70, installed 600 mm centres	1,7/m ²	1,7/m ²	1,7/m ²
3 Alt Mounting wood laths 45x70, installed 600 mm centres for Saga Acoustic	1,7/m ²	1,7/m ²	1,7/m ²
4 Connect Saga Fixation	4pcs/panel	6pcs/panel	10pcs/panel
5 Saga Acoustic or TECH Slab MT 3.1 (if required)	as required	as required	as required

Δ Min. overall depth of system: Δ1 50 mm / Δ2 70 mm The system is not demountable

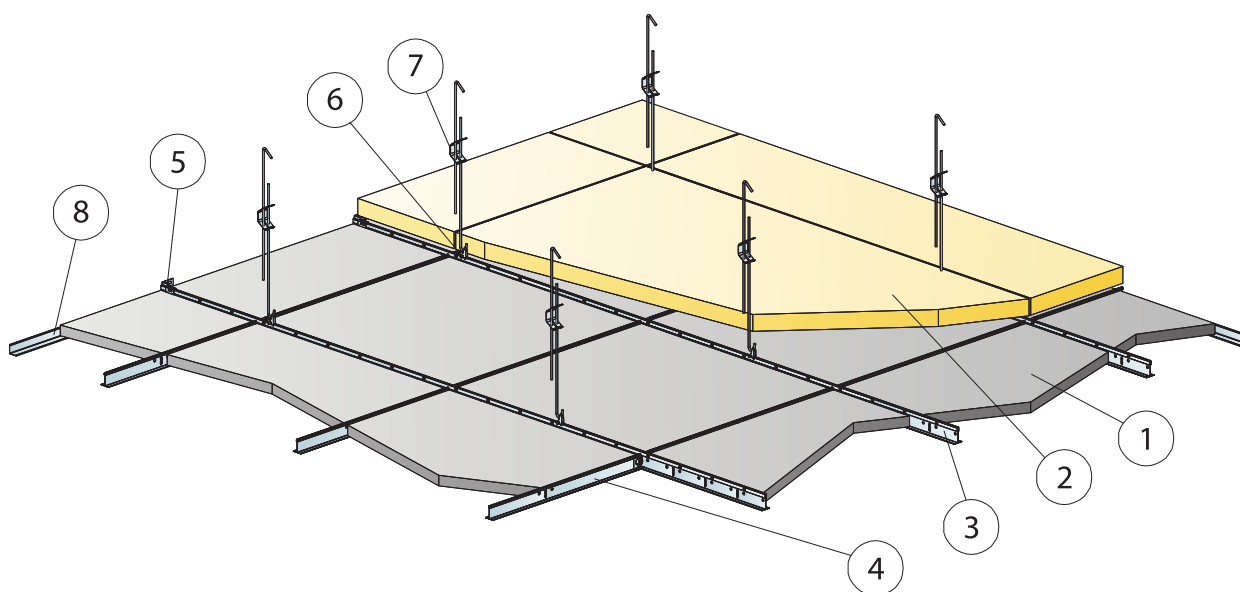


See Quantity specification

Size, mm	Max live load (N)	Min load bearing capacity (N)
600x600x25	-	-
600x600x35	-	-
600x600x50	-	-
1200x600x25	-	-
1200x600x35	-	-
1200x600x50	-	-

Live load/load bearing capacity

Suspended ceiling

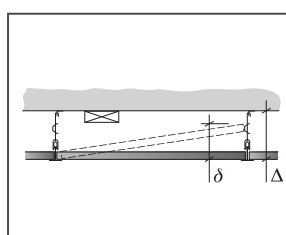


©Saint Gobain Ecophon AB

Installation diagram (M700) for Ecophon Saga A T24

Quantity specification (excl. wastage)

	Size, mm	
	600x600	1200x600
1 Saga A T24	2,8/m ²	1,4/m ²
2 Saga Acoustic or TECH Slab MT 3.1 (if required)	as required	as required
3 Connect T24 Main runner, installed at 600 mm centres (max. distance from wall 600 mm).	1,7m/m ²	1,7m/m ²
4 Connect T24 Cross tee, L=600 mm	1,7m/m ²	0,9m/m ²
5 Connect Wall Bracket, fixed at Main runner	2/suspended row of Main runner	
6 Connect Hanger Clip	1,85/m ²	1,85/m ²
7 Connect Adjustable hanger, installed at 900 mm centres	1,85/m ²	1,85/m ²
8 Connect Angle trim, fixed at 300 mm centres	as required	as required
Δ Min. overall depth of system, with adjustable hanger: 100 mm		
δ Min. demounting depth: 170 mm		

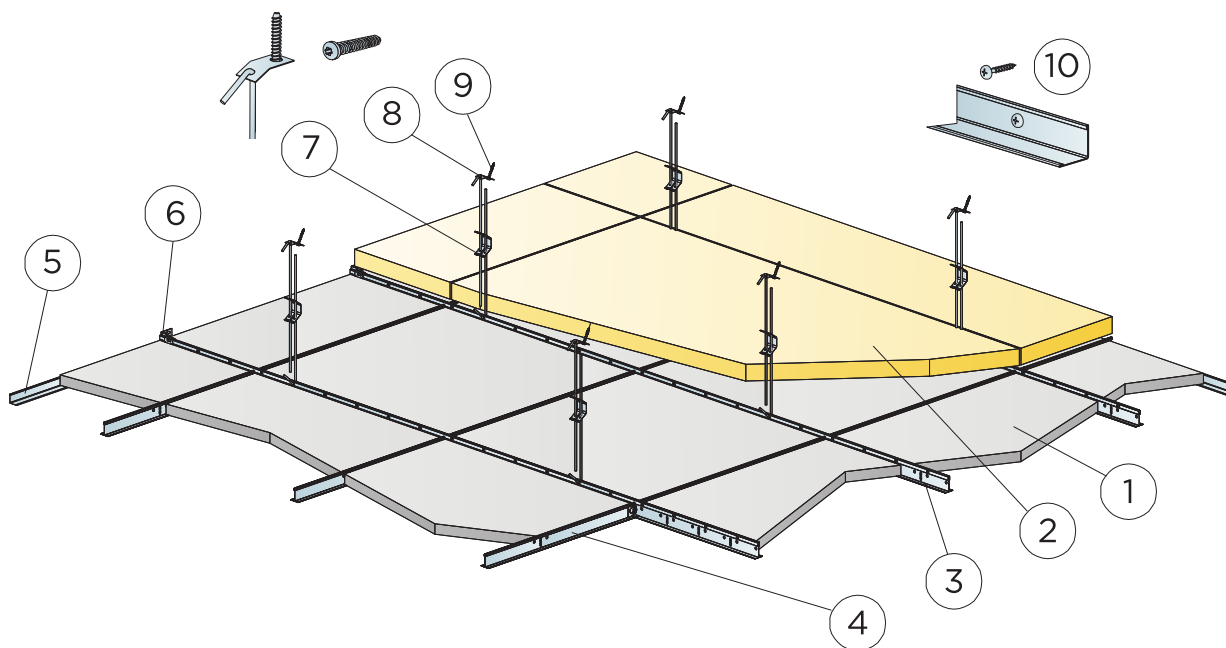


See Quantity specification

Size, mm	Max live load (N)	Min load bearing capacity (N)
600x600x25	40	160
600x600x35	40	160
1200x600x25	40	160
1200x600x35	40	160

Live load/load bearing capacity

Suspended ceiling



©Saint Gobain Ecophon AB

Installation diagram (M700C4) for Ecophon Saga A T24

Quantity specification (excl. wastage)

	Size, mm	
	600x600	1200x600
1 Saga A T24	2,8/m ²	1,4/m ²
2 Saga Acoustic or TECH Slab MT 3.1 (if required)	as required	as required
3 Connect T24 Main Runner C4, c600	1,7m/m ²	1,7m/m ²
4 Connect T24 Cross tee, L=600 mm	1,7m/m ²	0,9m/m ²
5 Connect Angle Trim 15/22 C4, fixed at 300 mm centres	as required	as required
6 Connect Wall Bracket C4 for T-profiles C4	1/suspended row of Main runner	
7 Connect Adjustable Hanger C4, c900, (max 600 mm distance from wall)	1,85/m ²	1,85/m ²
8 Connect Fixing Plate C4	1,85/m ²	1,85/m ²
9 Connect Anchor Screw C4	1,85/m ²	1,85/m ²
10 Connect Installation Screw C4	3,4/lm Channel trim C4	
Δ Min. overall depth of system, with adjustable hanger: 100 mm		
δ Min. demounting depth: 170 mm		

Size, mm	Max live load (N)	Min load bearing capacity (N)
600x600x25	40	160
600x600x35	40	160
1200x600x25	40	160
1200x600x35	40	160

Live load/load bearing capacity